



22S Series MOV Varistor AC11V Safety Surge Voltage Protection Rectangular Copper Pin

Our Product Introduction

for more products please visit us on lk-thermistor.com

Basic Information

- Place of Origin: China
- Brand Name: LIN KUN
- Certification: UL,VDE,CSA,CQC
- Model Number: MOV 22S180K-22S182K
- Minimum Order Quantity: 1000PCS
- Price: Negotiate
- Packaging Details: 200PCS/Bag
- Delivery Time: 10-15Days
- Payment Terms: MoneyGram, L/C, T/T
- Supply Ability: 100000pcs/month



Product Specification

- Product Name: MOV Varistor
- Size: 22mm
- Maximum Allowable Voltage: DC : 14V-1465V
- Inhibition Voltage (8/20) Vc : 36V-2970V
Us:
- Voltage Range: K \pm 10%
- Maximum Absorbed Energy (10/1000)us: 15.6-1260 J)
- Reference Capacitance: 34000-300 @1KHZ(pf
- Storage Temperature: -40°C~+85°C
- Power Consumption: 0.2-1 W)
- Highlight: **MOV 22S Series Varistor ,**
MOV Safety Surge Voltage Protection Varistor ,



Product Description



MOV Varistor Φ5mm Series



MOV Varistor Φ7mm Series



MOV Varistor Φ10mm Series



MOV Varistor Φ14mm Series



MOV Varistor Φ20mm Series



MOV Varistor Φ25mm Series



MOV Varistor Φ22mm Series



MOV Varistor Φ32mm Series

Our Product Introduction

for more products please visit us on lk-thermistor.com



MOV Varistor Φ40mm Series



Lightning protection varistor Φ34S Φ53Smm series



Composite varistor 14M(E/N) series specification(5A)



Lightning protection special-shaped varistor



MYG

ZINC OXIDE VARISTOR

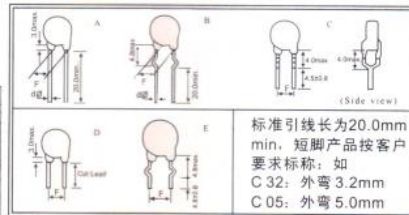
PART NUMBER CODE FOR "MYG"

MYG D K

Zinc Oxide Varistor Common Code	Element Dia	Disc Type	Varistor Voltage	Tolerance	*Lead style	Packing
Zip Over	03 ϕ 3.0mm		The first two digits are significant figures and the third one denotes the number of zeros following decimal point as expressed by E. Examples: 470 $47 \times 10^0 = 47V$ 471 $47 \times 10^1 = 470V$ 102 $10 \times 10^2 = 1000V$	K $\pm 10\%$		B Bulk
LLC Metal	05 ϕ 5.0mm			L $\pm 15\%$		R Reel
Oxide Varistor	07 ϕ 7.0mm			M $\pm 20\%$		A Ammo
Surge Absorber	10 ϕ 10.0mm			Or customer Special requirement		
	14 ϕ 14.0mm					
	18 ϕ 18.0mm					
	20 ϕ 20.0mm					
	25 ϕ 25.0mm					

*Lead Style

Code	Configuration	Note
A	Straight Long 0.8mm铜线 7.5mm脚距	18D, 20D
	Straight Long 0.6mm铜线 5.0mm脚距	05D, 07D无字符
B	Straight Long 0.8mm铜线 7.5mm脚距	10D, 14D无字符
	Straight Long 1.0mm铜线 10.0mm脚距	18D, 20D无字符
C	Outside Crimped	全系列
H	Vertical Crimped	全系列



*Quantity & Measure:

(A) Bulk Packaging:

Series	Measure	Min./Plastic bag
	Quantity	
03D		2000PCS
05D		1000PCS
07D		1000PCS
10D		500PCS
14D		500PCS
18D		400PCS
20D		300PCS
25D		200PCS

(B) Taping Packaging:

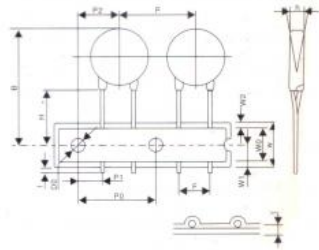
Packing	Dimensions in mm	Series	Quantity(pcs)
Box		03D, 05D, 07D	1500
		10D, 14D	1000
		18D, 20D	500
Ammo		03D, 05D, 07D	1500
		10D, 14D	750
		18D, 20D	500
Reel		03D, 05D, 07D	1500
		10D, 14D	750
		18D, 20D	500

Specifications are subject to change without notice, please contact our sales office ordering.

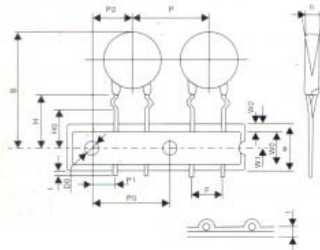
ZINC OXIDE VARISTOR

(B) Taping Specification

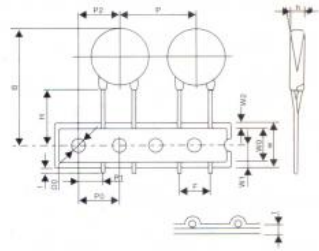
Straight Leads (03D, 05D, 07D)



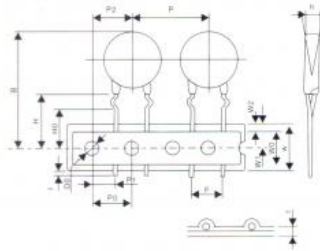
Crimped Leads (03D, 05D, 07D)



Straight Leads (10D, 14D, 18D, 20D)



Crimped Leads (10D, 14D, 18D, 20D)



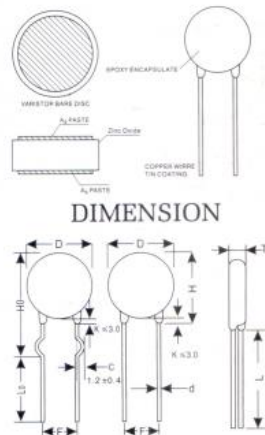
Symbol	Parameter	Series						
		03Dseries	05Dseries	07Dseries	10Dseries	14Dseries	18Dseries	20Dseries
P	Pitch of Component	12.7 ± 1.0	12.7 ± 1.0	12.7 ± 1.0	25.4 ± 1.0	25.4 ± 1.0	25.4 ± 1.0	25.4 ± 1.0
P0	Feed Hole Pitch	12.7 ± 0.3	12.7 ± 0.3	12.7 ± 0.3	12.7 ± 1.0	12.7 ± 1.0	12.7 ± 1.0	12.7 ± 1.0
P1	Feed Hole Center to Lead	4.85 ± 0.7	3.85 ± 0.7	3.85 ± 0.7	8.95 ± 0.7	8.95 ± 0.7	7.7 ± 0.7	7.7 ± 0.7
P2	Hole Center to Component Center	6.35 ± 1.3	6.35 ± 1.3	6.35 ± 1.3	12.7 ± 1.3	12.7 ± 1.3	12.7 ± 1.3	12.7 ± 1.3
F	Lead to Lead Distance	4.0 ± 0.8	5.0 ± 0.8	5.0 ± 0.8	7.5 ± 0.8	7.5 ± 0.8	6.0 ± 0.8	6.0 ± 0.8
h	Component Alignment	0 ± 2	0 ± 2	0 ± 2	0 ± 2	0 ± 4	0 ± 4	0 ± 4
W	Tape Width	18.0 ± 1.0	18.0 ± 1.0	18.0 ± 1.0	18.0 ± 1.0	18.0 ± 1.0	18.0 ± 1.0	18.0 ± 1.0
W0	Hold Down Tape Width	12.0 ± 1.0	12.0 ± 1.0	12.0 ± 1.0	12.0 ± 1.0	12.0 ± 1.0	12.0 ± 1.0	12.0 ± 1.0
W1	Hold Position	9.0 ± 0.5	9.0 ± 0.5	9.0 ± 0.5	9.0 ± 0.5	9.0 ± 0.5	9.0 ± 0.5	9.0 ± 0.5
W2	Hold Down Tape Position	3.0max	3.0max	3.0max	3.0max	3.0max	3.0max	3.0max
H0	Height from Tape Center to Component	16.0 ± 1.0	16.0 ± 1.0	16.0 ± 1.0	16.0 ± 1.0	16.0 ± 1.0	16.0 ± 1.0	16.0 ± 1.0
H	Height from Tape Center to Component	20.0 ± 2.0	20.0 ± 2.0	20.0 ± 2.0	20.0 ± 2.0	20.0 ± 2.0	20.0 ± 2.0	20.0 ± 2.0
I	Length of Clipped Lead	1.0max	1.0max	1.0max	1.0max	1.0max	1.0max	1.0max
D0	Feed Hole Diameter	4.0 ± 0.2	4.0 ± 0.2	4.0 ± 0.2	4.0 ± 0.2	4.0 ± 0.2	4.0 ± 0.2	4.0 ± 0.2
t	Total Tape Thickness	0.6 ± 0.3	0.6 ± 0.3	0.6 ± 0.3	0.6 ± 0.3	0.6 ± 0.3	0.6 ± 0.3	0.6 ± 0.3
B	Height from Tape Center to Component	30max	32max	32max	36max	40max	45max	45max

UNIT: mm

Specifications are subject to change without notice, please contact our sales office ordering.

ZINC OXIDE VARISTOR

Materials And Marking T Thickness (max.) (Unit: mm)



DIMENSION

L0: 15mm min. L: 20mm min.

Sizes	MAX			d ±0.05	F	C ±0.4
	D	H	H0			
03D	4.5	7.5	10	0.5	4.0±0.5	1.2
05D	7.5	10.5	13	0.6	5±0.8	
07D	9	12	13.5	0.6	5±0.8	
10D	12.5	16.5	17.5	0.8	7.5±0.8	1.4
14D	16.5	20	21	0.8	7.5±0.8	
18D	20	24.5	26	0.8	7.5±0.8	1.4
				1.0	10±1.0	1.6
20D	23	26.5	28	0.8	7.5±0.8	1.4
				1.0	10±1.0	1.6
25D	28	32	34	1.0	10±1.0	1.6
				1.2	12±1.0	1.6




Or customes Requinunt

Part Code	03D	05D	07D	10D	14D	18D	20D	25D
180L	4.5	4.5	4.5	4.6	4.6	4.8	4.8	4.8
220K	4.6	4.6	4.6	4.7	4.7	4.9	4.9	4.9
270K	4.7	4.7	4.7	4.8	4.8	5.0	5.0	5.0
330K	4.9	4.9	4.9	5.0	5.0	5.2	5.2	5.2
390K	4.8	4.8	4.8	5.3	5.3	5.5	5.5	5.5
470K	4.9	4.9	4.9	5.4	5.4	5.6	5.6	5.6
560K	5.0	5.0	5.0	5.5	5.5	5.7	5.7	5.7
680K	5.2	5.2	5.2	5.6	5.6	5.8	5.8	5.8
820K	4.1	4.1	4.1	4.7	4.7	4.9	4.9	4.9
101K	4.3	4.3	4.3	4.9	4.9	5.1	5.1	5.1
121K	4.5	4.5	4.5	5.1	5.1	5.3	5.3	5.3
151K	4.8	4.8	4.8	5.4	5.4	5.6	5.6	5.6
181K	4.3	4.3	4.3	4.8	4.8	5.0	5.0	5.2
201K	4.4	4.4	4.4	5.0	5.0	5.2	5.2	5.4
221K	4.5	4.5	4.5	5.1	5.1	5.3	5.3	5.5
241K	4.6	4.6	4.6	5.2	5.2	5.4	5.4	5.6
271K	4.9	4.9	4.9	5.4	5.4	5.5	5.6	5.8
301K	5.0	5.0	5.0	5.5	5.5	5.7	5.7	5.9
331K	5.1	5.1	5.1	5.8	5.8	6.0	6.0	6.1
361K	5.2	5.2	5.2	6.0	6.0	6.2	6.2	6.4
391K	5.4	5.4	5.4	6.2	6.2	6.4	6.4	6.6
431K	5.7	5.7	5.7	6.5	6.5	6.7	6.7	6.9
471K	6.0	6.0	6.0	6.7	6.7	6.9	6.9	7.1
511K	6.0	6.2	6.2	6.8	6.8	7.0	7.0	7.2
561K	6.0	6.5	6.5	7.0	7.0	7.2	7.2	7.4
621K	—	—	7.1	7.3	7.3	7.5	7.5	7.7
681K	—	—	7.3	7.6	7.6	7.8	7.8	8.0
751K	—	—	—	8.0	8.0	8.2	8.2	8.4
781K	—	—	—	8.1	8.1	8.3	8.3	8.5
821K	—	—	—	8.3	8.3	8.5	8.5	8.7
911K	—	—	—	8.8	8.8	9.0	9.0	9.2
102K	—	—	—	9.3	9.3	9.5	9.5	9.7
112K	—	—	—	9.9	9.9	10.1	10.1	10.3
122K	—	—	—	—	10.4	10.6	10.6	10.8
182K	—	—	—	—	13.0	—	13.2	—

Specifications are subject to change without notice, please contact our sales office ordering.

● 20D Specifiation

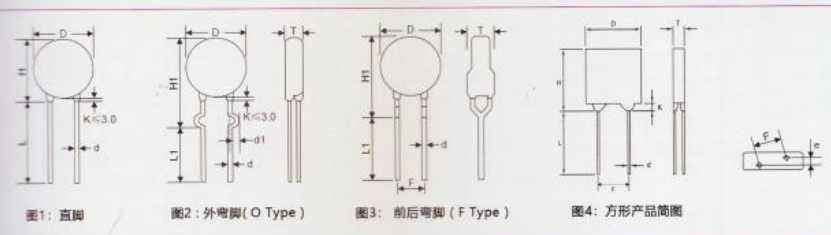
Put "J" In Free Code Stands For High Surge Series

ZOV Part Number		Maximum Allowable Voltage		Varistor Voltage	Clamping voltage (Max.)		Maximum Peak Current (8/20μs)		Maximum Energy (10/1000μs)		Rated Power	Typical Capacitance (Reference)				
ø20.0mm		AC,rms	DC	V _{1.0mA}	VC	IP	Standard	High Surge	Standard	High Surge	(W)	@ 1 KHz				
Standard	High Surge	(V)		(V)		(V)	(A)	(A)		(JOULE)		(pF)				
20D180L	J	11	14	18(15-21)		36	20	2000	3000	11	13	0.20	28500	*	*	*
20D220K	J	14	18	22(20-24)		43				14	16		18500	*	*	*
20D270K	J	17	22	27(24-30)		53				16	19		13000	*	*	*
20D330K	J	20	26	33(30-36)		65				23	24		11500	*	*	*
20D390K	J	25	31	39(35-43)		77				26	28		8500	*	*	*
20D470K	J	30	38	47(42-52)		93				30	34		7400	*	*	*
20D560K	J	35	45	56(50-62)		110				41	41		6500	*	*	*
20D680K	J	40	56	68(61-75)		135				46	49		5800	*	*	*
20D820K	J	50	65	82(74-90)		135	100	6500	10000	38	56	1.00	4900	*	*	*
20D101K	J	60	85	100(90-110)		165				45	70		4000	*	*	*
20D121K	J	75	100	120(108-132)		200				55	85		3300	*	*	*
20D151K	J	95	125	150(135-165)		250				70	106		2700	*	*	*
20D181K	J	115	150	180(162-198)		300				85	130		2200	*	*	*
20D201K	J	130	170	200(185-225)		340				95	140		2000	*	*	*
20D221K	J	140	180	220(198-242)		360				100	155		1800	*	*	*
20D241K	J	150	200	240(216-264)		395				108	168		1650	*	*	*
20D271K	J	175	225	270(243-297)		455				127	190		1500	*	*	*
20D301K	J	190	250	300(270-330)		500				136	210		1300	*	*	*
20D331K	J	210	275	330(297-363)		550				150	228		1200	*	*	*
20D361K	J	230	300	360(324-396)		595				163	255		1100	*	*	*
20D391K	J	250	320	390(351-429)		650				180	275		1000	*	*	*
20D431K	J	275	350	430(387-473)		710				190	305		930	*	*	*
20D471K	J	300	385	470(423-517)		775				220	350		850	*	*	*
20D511K	J	320	415	510(459-561)		845				220	360		780	*	*	*
20D561K	J	350	460	560(504-616)		925				220	380		710	*	*	*
20D621K	J	385	505	620(558-682)		1025				220	390		650	*	*	*
20D681K	J	420	560	680(612-748)		1120				230	400		600	*	*	*
20D751K	J	460	615	750(675-825)		1240				255	420		530	*	*	*
20D781K	J	485	640	780(702-858)		1290				265	440		510	*	*	*
20D821K	J	510	670	820(738-902)		1355				282	460		500	*	*	*
20D911K	J	550	745	910(819-1001)		1500				310	510		440	*	*	*
20D102K	J	625	825	1000(900-1100)		1650				342	565		400	*	*	*
20D112K	J	680	895	1100(990-1210)		1815				383	620		360	*	*	*
20D122K	J	750	990	1200(1080-1320)		1980				408	660		320	*	*	*
20D182K	J	1100	1465	1800(1620-1980)		2970				625	660		320	*	*	*



标准品尺寸规格

Dimension of Component for Standard Product



尺寸规格

Dimension Table

Unit:mm:

Sizes	MAX			CP/CU Wire $d \pm 0.05$	$F \pm 1.0$	Lmin	L1min	$C \pm 0.4$	Kmax
	D	H	H1						
05D	7.5	10.5	13	0.6	5.0 ± 1.0	20	15	1.2	3.0
07D	9	12	15	0.6	5.0 ± 1.0	20	15	1.2	3.0
10D	12.5	16.5	19.5	0.8	7.5 ± 1.0	20	15	1.8	3.0
14D	16.5	20	23.5	0.8	7.5 ± 1.0	20	15	1.8	3.0
20D	23	26.5	29.5	0.8	7.5 ± 1.0	20	15	1.8	3.0
				1.0	10.0 ± 1.0				
25D	28	32	35.5	1.0	10.0 ± 1.0	20	15	1.8	3.0
					13.0 ± 1.0				
20S	24	27	*	1.0	10.0 ± 1.0	20	*	*	3.0
22S	26	30	*	1.0	10.0 ± 1.0	20	*	*	3.0

ZINC OXIDE VARISTOR



22S Specification

MYG-LK Part Number	Maximum Allowable Voltage 压敏电阻器 最大允许电压		Varistor Voltage 压敏电阻器 动作电压		Clamping Voltage (Max) 钳制电压 @ (8/20)us		Maximum Peak Current 最大电流容量 (8/20)us		Maximum Energy 最大吸收能量 (10/1000)us	Rated Power 消耗功率	Typical Capacitance (Reference) 参考电容值
	AC.rms	DC	V1.0mA(V)		VC	IP	1 time	2 time	(J)	(W)	@1KHz (pF)
Standard	(V)		min	max	(V)	(A)	(A)				
22S180K	11	14	15	21	36	35	5000	2500	23	0.25	45000
22S220K	14	18	20	25	43	35			28		37000
22S240K	15	20	22	27	48	35			30		33600
22S270K	17	22	24	31	53	35			33		30000
22S330K	20	26	30	37	65	35			42		24500
22S390K	25	31	35	44	77	35			49		21000
22S470K	30	38	42	52	93	35	1000	5000	60	0.25	17250
22S560K	35	45	50	63	110	35			72		14500
22S680K	40	56	61	75	135	35			85		9500
22S820K	50	65	74	90	135	175	18000	9000	98	1.2	8800
22S101K	60	85	90	110	165	175			122		7200
22S121K	75	100	108	132	200	175	23000	10000	146	1.2	6000
22S131K	82	108	117	143	216	175			160		5550
22S151K	95	125	135	165	250	175			185		4400
22S181K	115	150	162	198	300	175			218		3650
22S201K	130	170	185	225	340	175			252		3300
22S221K	140	180	198	242	360	175			280		3000
22S241K	150	200	216	264	395	175			302		2800
22S271K	175	225	243	297	455	175			340		2450
22S301K	190	250	270	330	500	175			375		2200
22S331K	210	275	297	363	550	175			410		2050
22S361K	230	300	324	396	595	175			465		1850
22S391K	250	320	351	429	650	175			520		1700
22S431K	275	350	387	473	710	175			575		1600
22S471K	300	385	423	517	775	175			630		1450
22S511K	320	415	459	561	845	175			665		1300
22S561K	350	460	504	616	925	175			720		1200
22S621K	385	505	558	682	1025	175			770		1100
22S681K	420	560	612	748	1120	175			801		1000
22S751K	460	615	675	825	1240	175			825		900
22S781K	485	640	702	858	1290	175			860		850
22S821K	510	670	738	902	1355	175			900		810
22S911K	550	745	819	1001	1500	175			950		750
22S951K	575	780	855	1045	1570	175			980		700
22S102K	625	825	900	1100	1650	175			1040		660
22S112K	680	895	990	1210	1815	175			1130		605
22S122K	750	990	1150	1320	1980	175			1170		555
22S142K	850	1120	1315	1540	2310	175			1200		475
22S152K	930	1220	1450	1650	2475	175			1250		445
22S162K	1000	1320	1550	1760	2640	175			1300		415

Product Description:

MOV Varistor is a kind of varistor surge absorber with maximum absorbed energy (10/1000)us ranging from 0.4-22.4 J and maximum current capacity (8/20) us ranging from 100-400 A. It is available in three series—MOV 7mm series varistor surge absorber, MOV 10mm series varistor surge absorber, MOV 14mm series varistor surge absorber—each of which has a maximum allowable voltage of DC 14V-615V and a reference capacitance of 1400-30 pF @ 1KHZ. Its superior performance, safety, and reliability make it an ideal choice for a wide range of applications.

Features:

Product Name: MOV varistor

Provides overvoltage protection and surge absorbing varistor

MOV 20mm series varistor surge absorber

MOV 10mm series varistor surge absorber

Maximum allowable voltage: DC 14V-615V

Varistor operating voltage: 18V-750V

Maximum absorbed energy (10/1000)us: 0.4-22.4(J)

Power consumption: 0.01-0.1(W)

Maximum current capacity (8/20) us: 100-400(A)

Technical Parameters:

Characteristics	MOV 5mm Series Varistor Surge Absorber
Inhibition voltage (8/20) us:	Vc 40-1240v
Size:	5mm

Varistor operating voltage:	18V-750V
Product name:	MOV Varistor
Reference capacitance:	1400-30(@1KHZ(pf)
Maximum current capacity (8/20) us:	100-400(A)
High Surge:	0.6-32J
Maximum absorbed energy (10/1000)us:	0.4-22.4(J)
Power consumption:	0.01-0.1(W)
Storage Temperature:	-40°C~+105°C

Applications:

MOV Varistor Surge Absorber Applications and Scenes

LIN KUN's MOV varistor is a series of surge absorbers with high surge, low power consumption, and excellent performance in extreme temperatures. It is widely used in various commercial, industrial, and residential applications.

MOV 7mm Series Varistor Surge Absorber

The MOV 7mm series varistor surge absorber from LIN KUN is designed for high surge protection with a maximum surge rating of 0.6-32J. Its maximum current capacity (8/20) is 100-400A, and it has a maximum allowable voltage of DC 14V-615V. This series of surge absorbers are suitable for use in power supplies, air conditioners, and refrigerators.

MOV 14mm Series Varistor Surge Absorber

The MOV 14mm series varistor surge absorber from LIN KUN has a maximum surge rating of 0.6-32J and a maximum current capacity (8/20) of 100-400A. It also has a maximum allowable voltage of DC 14V-615V and can operate in temperatures ranging from -40°C to 105°C. This series of surge absorbers are suitable for use in computers, audio equipment, and industrial equipment.

MOV 10mm Series Varistor Surge Absorber

The MOV 10mm series varistor surge absorber from LIN KUN is designed for protection against surges up to 0.6-32J. It has a maximum current capacity (8/20) of 100-400A and a maximum allowable voltage of DC 14V-615V. This series of surge absorbers are suitable for use in LED lighting, home appliances, and medical equipment.

Customization:

LIN KUN brand MOV 14mm series varistor surge absorber is the perfect solution for you. It has a maximum allowable voltage of DC 14V-615V, and a varistor operating voltage of 18V-750V. It can absorb maximum energy of 0.4-22.4(J) and high surge of 0.6-32J. It is an excellent choice for your needs and can handle even the toughest of conditions. Get your hands on the best in class MOV 14mm series varistor surge absorber with LIN KUN brand today!

Support and Services:

We provide professional technical support and services for MOV varistor products. Customers can contact us for any questions or support, our team is always ready to help.

We offer a wide range of services such as:

Consultation on product selection

Technical advice on installation and operation

On-site troubleshooting and repair

Product testing and certification

Training of personnel

We also provide a comprehensive warranty service for all our products.

Packing and Shipping:

Packaging and Shipping:

MOV varistors are packaged in bags or boxes to ensure protection against mechanical damage during handling and shipping. All shipments are sent via a reliable shipping service such as FedEx or UPS, and include tracking information for easy

tracking.

FAQ:



Dongguan Linkun Electronic Technology Co., Ltd.



13423305709



huangju@lk-ptc.com



lk-thermistor.com

Room 101, No. 21, Huayuanzai Road, Chongmei, Chashan Town, Dongguan City, Guangdong Province