



MZ71 14RM 270VAC PTC Thermistor Degaussing Resistor For TV

Our Product Introduction

for more products please visit us on lk-thermistor.com

Basic Information

- Place of Origin: China
- Brand Name: lin kun
- Certification: RoHS
- Model Number: MZ71-14RM
- Minimum Order Quantity: 1000PCS
- Price: Negotiation
- Packaging Details: 500PCS/Bag
- Delivery Time: 5-7 days
- Payment Terms: L/C, D/A, D/P, T/T, Western Union
- Supply Ability: 100,000 pieces/month



Product Specification

- Product Name: MZ71-14RM Thermistor
- Rated Resistance: $R_{25}=14\Omega\pm 30\%$
- Voltage Rating: 220V Vrms
- Max Voltage: 270V Vrms
- Color: Green
- Diameter: 14mm
- Curie Temperature: $60\pm 7^{\circ}\text{C}$
- Coating: Silicone
- High Light: MZ71-14RM PTC Thermistor, 14 OHM PTC Thermistor, Degaussing Positive Temperature Coefficient Thermistor
- Highlight: 14 Ohm PTC Thermistor, 14mm PTC Thermistor, Positive Temperature Coefficient MZ71-14RM




More Images



Product Description

Product Description:

Degaussing 14MM 14 OHM Positive Coefficient Ceramic MZ71-14RM PTC Thermistor



MZ7 PTC thermistor are used as automatic degaussing components in color TVs and color displays, and current-limiting components in AC circuits.

MZ71, 72, 73 series PTC thermistors and Degaussing PTC Thermistor are mainly used in degaussing circuits of color TVs, displays and other CRTs, which can effectively eliminate image distortion, abnormal colors or irregular images caused by stray magnetic fields, and make color The picture is more vivid and clearer. It has the advantages of low residual current and good reliability. At present, the development trend of automatic degaussing PTC thermistors is small size, low resistance, low residual current, high impact resistance, and high reliability.

In order to eliminate image distortion, abnormal colors or irregular images caused by stray magnetic fields, automatic degaussing circuits are designed in color TVs and color displays, which are composed of PTC thermistors & degaussing resistors and degaussing coils. The principle is to add energy every time when the machine is turned on, and gradually remove the energy after normal operation, so that the electron beam is affected by the deflection coil without being affected by any external stray magnetic field. When the machine is turned on, the PTC thermistor & degaussing resistor in a low resistance state, a large current is formed in the degaussing coil, and the magnetic field line is greater than 350At, which can effectively eliminate the influence of stray magnetic fields. Then the PTC thermistor & degaussing resistor enters a high resistance state under the influence of a large current, the loop current is automatically attenuated, the residual current is very small, and it is almost open, and the magnetic field line is reduced to below 0.03At, reaching the acceptable limit under normal operation.

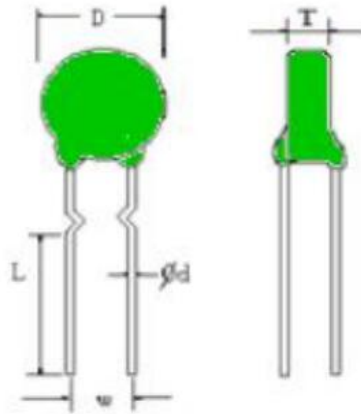


Advantage

1. Has a large inrush current;

2. Low residual current;
3. Very high withstand voltage strength;
4. High impact resistance;
5. High reliability;
6. Reliable product quality;
7. Low power consumption;
8. Small size suitable for PCB;
9. No contact, no noise, long product life;
10. The product's own characteristics enable it to control the current without other controllers.
11. Comply with RoHS requirements.

Appearance specifications:



Code	Name	Technical Requirements	Lead shape
D	Diameter	14.5max	<input type="checkbox"/> Straight
T	Thickness	6.0max	
L	Length	3-5MM	<input type="checkbox"/> Axis bend
W	Pitch	7.5±1.0	
d	Lead diameter	0.7±0.05	<input checked="" type="checkbox"/> Informing

Coating

Coating	Material	Color
<input checked="" type="checkbox"/> Coating	<input type="checkbox"/> Phenolic Resin <input checked="" type="checkbox"/> Silicone	<input checked="" type="checkbox"/> Green <input type="checkbox"/> Red <input type="checkbox"/> Yellow <input type="checkbox"/> Black <input type="checkbox"/> Blue
<input type="checkbox"/> No Coating	<input type="checkbox"/> Epoxy resin <input type="checkbox"/> Other	

Marking

Marking	Example
<input checked="" type="checkbox"/> Marked	MZ71-14RM AC270V
<input type="checkbox"/> Without Mark	

Lead Wire

<input checked="" type="checkbox"/> Tinned Steel Wire <input type="checkbox"/> Tinned copper wire

Part Numbering

MZ7 1 - 18R M
MZ7 — Type (degaussing PTC Thermistor)
1 — Welding type
18R — Nominal resistance value
M — Maximum allowable deviation of resistance value±30%

Electrical Performances

No.	Item	Spec	Test Condition
4-1	Nominal resistance	14Ω±30%	Put it at 25±2°C for more than 2 hours, Test at voltage below 1.5VDC.
4-2	R-T characteristic	See Fig. 2	R-T characteristic special tester.
4-3	Rated Voltage	220 Vrms	Operating temperature range: -10°C~+60°C
4-4	Max Voltage	270 Vrms	
4-5	Min degaussing coil resistance	12Ω	
4-6	Current decay characteristics: Break into After 3 sec After 30 sec	>20 Ap-p <180 mA-p-p <10 mArms	Temperature: 25±2°C, Test in still air, Test circuit: as shown in Fig. 1 Test voltage: 220Vrms (50-60Hz)
4-7	Curie temperature	60±7°C	

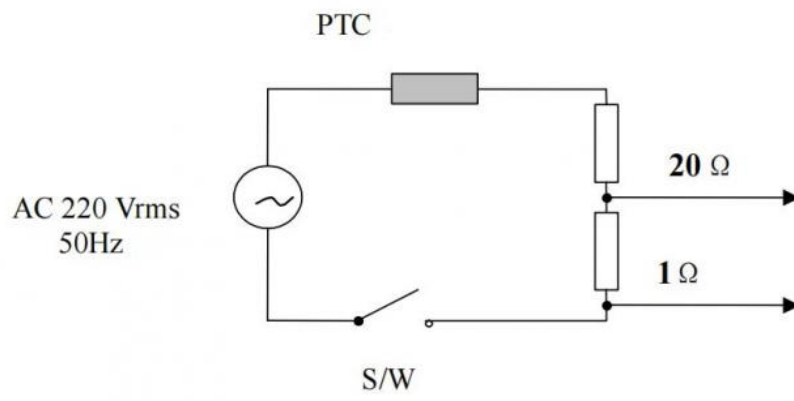


Fig. 1 Test circuit

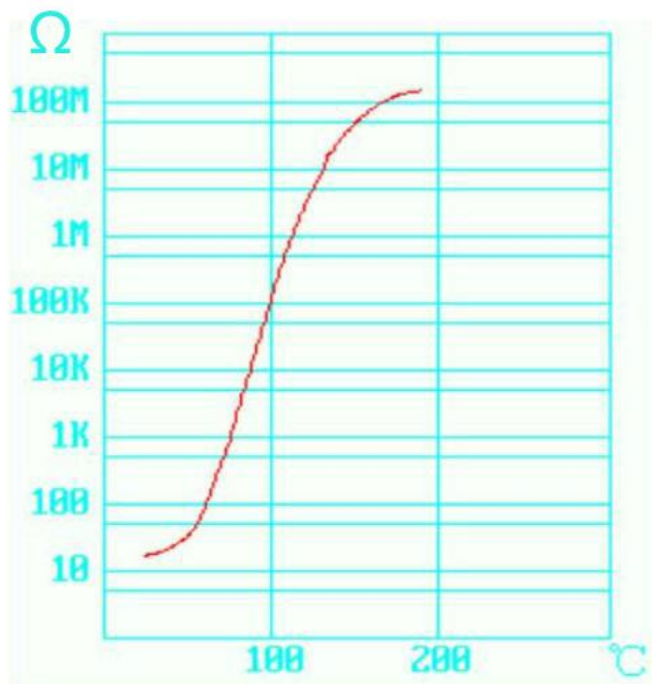


Fig. 2 Resistance-temperature characteristic curve


DETAILED DISPLAY

1



HIGH-QUALITY MATERIALS

Made of high-quality materials, durable
Quality is passed, just to let you buy with confidence!



2



PRODUCT ADVANTAGES

Wide resistance range
Strong surge resistance
Fast response time




3



RELIABLE PERFORMANCE

Quick response to over load current, Stable and reliable performance,
Strong impact resistance,
Long service life




4



STABLE QUALITY

Our company has good design and development capabilities,
Excellent team integrating design, research and development and production





Dongguan Linkun Electronic Technology Co., Ltd.



13423305709



huangju@lk-ptc.com



lk-thermistor.com

Room 101, No. 21, Huayuanzai Road, Chongmei, Chashan Town, Dongguan City, Guangdong Province