



Applicable To 130 140 260 280 360 380 And Other Motor Ring Strontium Titanate Varistor

Our Product Introduction

for more products please visit us on lk-thermistor.com

Basic Information

- Place of Origin: China
- Brand Name: LIN KUN
- Model Number: High performance metal oxide resistor
- Minimum Order Quantity: Negotiate
- Price: Negotiate
- Packaging Details: Negotiate
- Delivery Time: 10-20days
- Payment Terms: T/T, Western Union,
- Supply Ability: 100,000 0pieces/month



Product Specification

- Capacitance At Different Frequencies: 0.8pf@1MHz
- Package/Casing: Coin-shaped, 3mm X 4mm
- Tolerance: ±10%
- Temperature Coefficient: 0/ +25ppm/°C
- Product Name: SrTiO3 Strontium Titanate Ring Varistors
- Low Voltage: E10=1.5~60V
- Outer Dia: 2.4-16mm
- Operating Temp: -25 To +120°C
- Material: Titanium Oxide And Strontium
- High Light: Strontium Titanate Metal Oxide Varistor, SrTiO3 Ring Metal Oxide Varistor,
- Highlight: **Motor Ring Strontium Titanate Varistor,**
Titanium Oxide Strontium Titanate Varistor



More Images



Product Description:



Strontium titanate varistor is a symmetrical varistor made of strontium titanate electronic ceramics sintered at high temperature. It has excellent voltage and current nonlinear characteristics and high capacitance, can suppress surge voltage, and is particularly suitable as a carbon brush protection and spark elimination element for micro motors.

Features

High capacitance, good noise absorption effect in a wide frequency range.

It has a large voltage nonlinear coefficient, strong surge absorption ability and high reliability self-recovery ability.

The varistor voltage E10 temperature coefficient is small and positive.

Good welding resistance, small E10 change rate after welding. The volt-ampere characteristic has no directionality.

Application

Used for spark elimination and noise absorption of micro DC motors, which can increase the service life of carbon brushes.

In a DC motor, the current in the commutating coil reverses in a very short time, and the rate of change of the current over time is very large, and uncontrolled electromagnetic waves are generated. On the spectrum analyzer, it can be seen that the strontium titanate varistor can reduce the interference signal of each frequency band by 20dB μ V/m or more, which is equivalent to suppressing more than 90% of the interference signal. The effect is obvious. Motors with varistors may not pass the EMC test, but after the varistor suppresses more than 90% of the electromagnetic interference of the motor, the user can further suppress the electromagnetic interference. In this way, the total cost of the whole product is often the smallest.

The selection of varistor is closely related to the voltage. It is hoped that users can actually measure and confirm the motor terminal voltage. If there is a large error between the measured voltage and the rated voltage, the varistor is selected according to the rated voltage, and its effect will be greatly reduced.

Product Parameters

Varistor Specifications

Part Number Description:

Varistor Specifications:

LKT24P3EC06. LKT means palladium titanate material, 24 means 2.4 outer diameter, P3 means plane triode, EC06 means E10 is 6-9V. LKR60P5EC01, LKR means zinc oxide material, 60 means 6.0 outer diameter, P5 means flat five poles, EC01 means E1 value is 2-4.5V.

Serial number	Material	Part number	Outer diameter	Inner diameter	Thickness
1	Strontium Titanate	LKT24	2.4±0.1	1.75±0.05	≤0.4
2	Strontium Titanate	LKT25	2.5±0.1	1.75±0.05	≤0.45
3	Strontium Titanate	LKT30	3.0±0.15	2.15±0.1	≤0.5
4	Strontium Titanate	LKT30	3.0±0.2	2.8±0.2	≤0.6
5	Strontium Titanate	LKT51	5.1±0.2	3.7±0.2	≤0.6
6	Strontium Titanate	LKT60	6±0.2	3.8±0.2	≤0.6
7	Strontium Titanate	LKT66	6.6±0.2	3.8±0.2	≤0.7
8	Strontium Titanate	LKT67	6.7±0.2	4.3±0.2	≤0.75
9	Strontium Titanate	LKT67A	6.7±0.2	4.7±0.2	≤0.7
10	Strontium Titanate	LKT68	6.8±0.20	4.45±0.2	≤0.6
11	Strontium Titanate	LKT60A	6.8±0.20	4.8±0.2	≤0.75
12	Strontium Titanate	LKT76	7.6±0.20	5.0±0.2	≤0.6
13	Strontium Titanate	LKT78	7.8±0.20	5.35±0.2	≤0.75
14	Strontium Titanate	LKT78A	7.8±0.20	4.8±0.2	≤0.7
15	Strontium Titanate	LKT80	8.0±0.20	5.0±0.2	≤0.75
16	Strontium Titanate	LKT80A	8.0±0.20	5.0±0.20	≤0.75
17	Strontium Titanate	LKT85	8.5±0.20	5.0±0.20	≤0.75
18	Strontium Titanate	LKT85A	8.5±0.20	5.7±0.20	≤0.85
19	Strontium Titanate	LKT95	9.5±0.20	5.7±0.20	≤1.05
20	Strontium Titanate	LKT106	10.6±0.20	7.5±0.20	≤1.05
21	Strontium Titanate	LKT107	10.7±0.20	6.7±0.20	≤1.05
22	Strontium Titanate	LKT109	10.9±0.20	7.0±0.2	≤1.2
23	Strontium Titanate	LKT117	11.7±0.30	7.4±0.3	≤1.00
24	Strontium Titanate	LKT120	12.0±0.30	6.8±0.3	≤1.0
25	Strontium Titanate	LKT120A	12±0.30	8.15±0.3	≤1.1

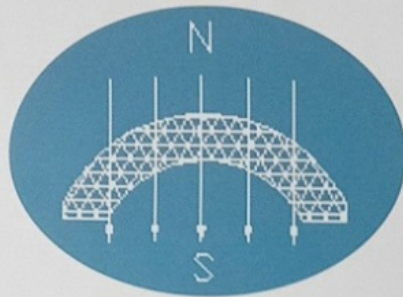
26	Strontium Titanate	LKT120B	12±0.30	6.95±0.30	≤1.1
27	Strontium Titanate	LKT120C	12±0.30	7.5±0.30	≤1.3
28	Strontium Titanate	LKT127	12.7±0.30	9.5±0.30	≤1.3
29	Strontium Titanate	LKT133	13.3±0.40	10.2±0.30	≤1.3
30	Strontium Titanate	LKT144	14.4±0.30	9.15±0.30	≤1.3
31	Strontium Titanate	LKT165	16.5±0.5	9.5±0.5	≤1.7
32	Strontium Titanate	LKT200	20±0.50	12.0±0.5	≤1.5
33	Strontium Titanate	LKT200A	20±0.50	12.4±0.5	≤1.3
34	Strontium Titanate	LKT230	23±0.50	15.1±0.5	≤1.9

Serial number	Material	Part number	Outer diameter	Inner diameter	Thickness	Voltage Code	Voltage Rang
1	Zinc oxide	LKR60	6±0.2	3.70±0.2	≤0.70	EC01	2.0 4.5
2	Zinc oxide	LKR66	6.6±0.2	3.70±0.2	≤0.75	EC02	3.0 5.5
3	Zinc oxide	LKR66	6.6±0.2	4.80±0.2	≤0.70	EC03	4.0 7.0
4	Zinc oxide	LKR67	6.7±0.2	4.30±0.2	≤0.70	EC04	5.0 8.0
5	Zinc oxide	LKR68	6.8±0.2	4.70±0.2	≤0.6	EC05	5.9 9.4
6	Zinc oxide	LKR68	6.8±0.2	4.80±0.2	≤0.75	EC06	6.0 9.0
7	Zinc oxide	LKR78	7.8±0.2	4.80±0.2	≤0.75	EC07	7.0 11.0
8	Zinc oxide	LKR78	7.8±0.2	5.40±0.2	≤0.75	EC08	8.0 12.0
9	Zinc oxide	LKR80	8.0±0.2	5.00±0.2	≤0.75	EC09	9.0 14.0
10	Zinc oxide	LKR85	8.5±0.2	5.70±0.2	≤0.85	EC10	10.0 15.0
11	Zinc oxide	LKR85 A	8.5±0.2	5.00±0.2	≤0.75	EC11	11.0 17.0
12	Zinc oxide	LKR95	9.5±0.2	5.70±0.2	≤1.05	EC12	13.0 18.4
13	Zinc oxide	LKR106	10.6±0.2	7.50±0.2	≤1.05	EC13	15.0 22.0
14	Zinc oxide	LKR107	10.7±0.2	6.70±0.2	≤1.05	EC14	17.0 26.0
15	Zinc oxide	LKR109	10.9±0.2	7.00±0.2	≤1.10	EC15	20.0 30.0
16	Zinc oxide	LKR110	11.0±0.2	7.20±0.2	≤1.20	EC16	24.0 36.0
17	Zinc oxide	LKR117	11.7±0.3	12.00±0.2	≤1.20	EC17	26.0 39.0
18	Zinc oxide	LKR120	12.00±0.3	8.30±0.30	≤1.30	EC18	30.0 50.0
19	Zinc oxide	LKR120A	112.00±0.3	7.50±0.30	≤1.30	EC19	40.0 70.0
20	Zinc oxide	LKR127	12.70±0.3	9.50±0.30	≤1.30	EC20	50.0 80.0

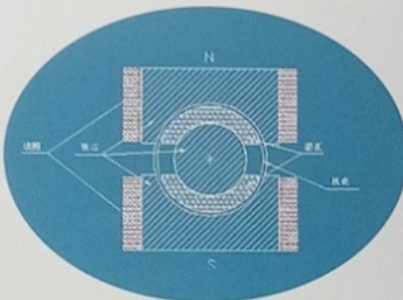
21	Zinc oxide	LKR13 3	13.30±0.3	10.0±0.30	≤ 1.30	EC21	60.0 100.0
22	Zinc oxide	LKR13 4	13.40±0.3	8.10±0.30	≤ 1.30		
23	Zinc oxide	LKR14 4	14.40±0.3	9.15±0.30	≤ 1.30		
24	Zinc oxide	LKR16 0	16.00±0.3	8.40±0.30	≤ 1.30		
25	Zinc oxide	LKR16 5	16.50±0.3	9.50±0.30	≤ 1.40		
26	Zinc oxide	LKR20 0	20.00±0.3	12.00±0.50	≤ 2.00		

Product magnetization method

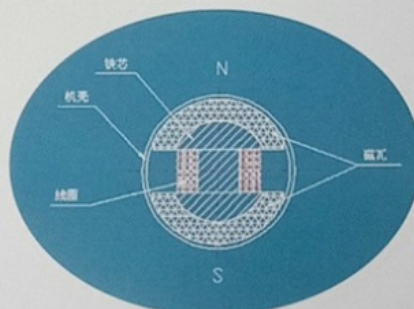
Magnetization	Diagram
Ordinary axial	
Single-sided axial multipole	
Double-sided axial multipole	
Full radial	
Inner and outer diameter radial multipole	



1. Parallel magnetization:
 Disadvantages: small contribution of magnetic moment
 Advantages: simple magnetization
 Results: bad



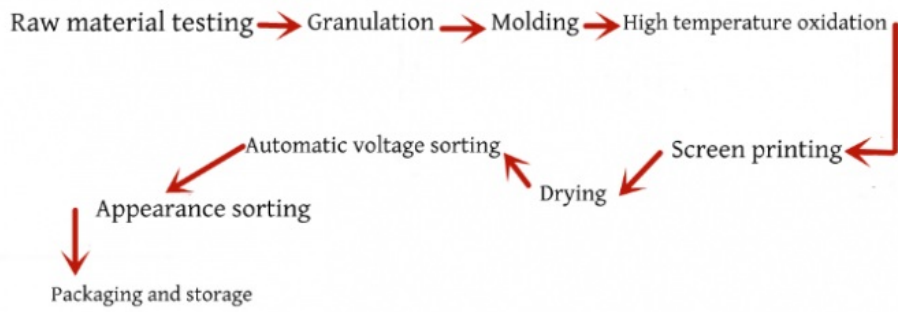
1. Radial external magnetization:
 Disadvantages: large magnetic field requirement
 Advantages: more windings, good heat dissipation



1. Radial internal magnetization:
 Disadvantages: winding is limited, heat dissipation is poor
 Advantages: easy to saturate, simple structure, internal magnetization is recommended.

PRODUCTION PROCESS

Varistor process



Dongguan Linkun Electronic Technology Co., Ltd.



13423305709



huangju@lk-ptc.com



lk-thermistor.com

Room 101, No. 21, Huayuanzai Road, Chongmei, Chashan Town, Dongguan City, Guangdong Province